



**European Commission
United Nations Development Programme
International IDEA**

***Joint Training on
Effective Electoral Assistance***

Stina Larserud

***Electoral System Design
Maputo – 23-28 June 2008***



In collaboration with:

International Organization for Migration



CIDA

Canadian International Development Agency



Promoting Credible Elections
and Democratic Governance in Africa



What is an electoral system?

District size
Ballot structure
+ Formula

The way in which **votes** are translated into **seats**



In collaboration with:

International Organization for Migration



CIDA

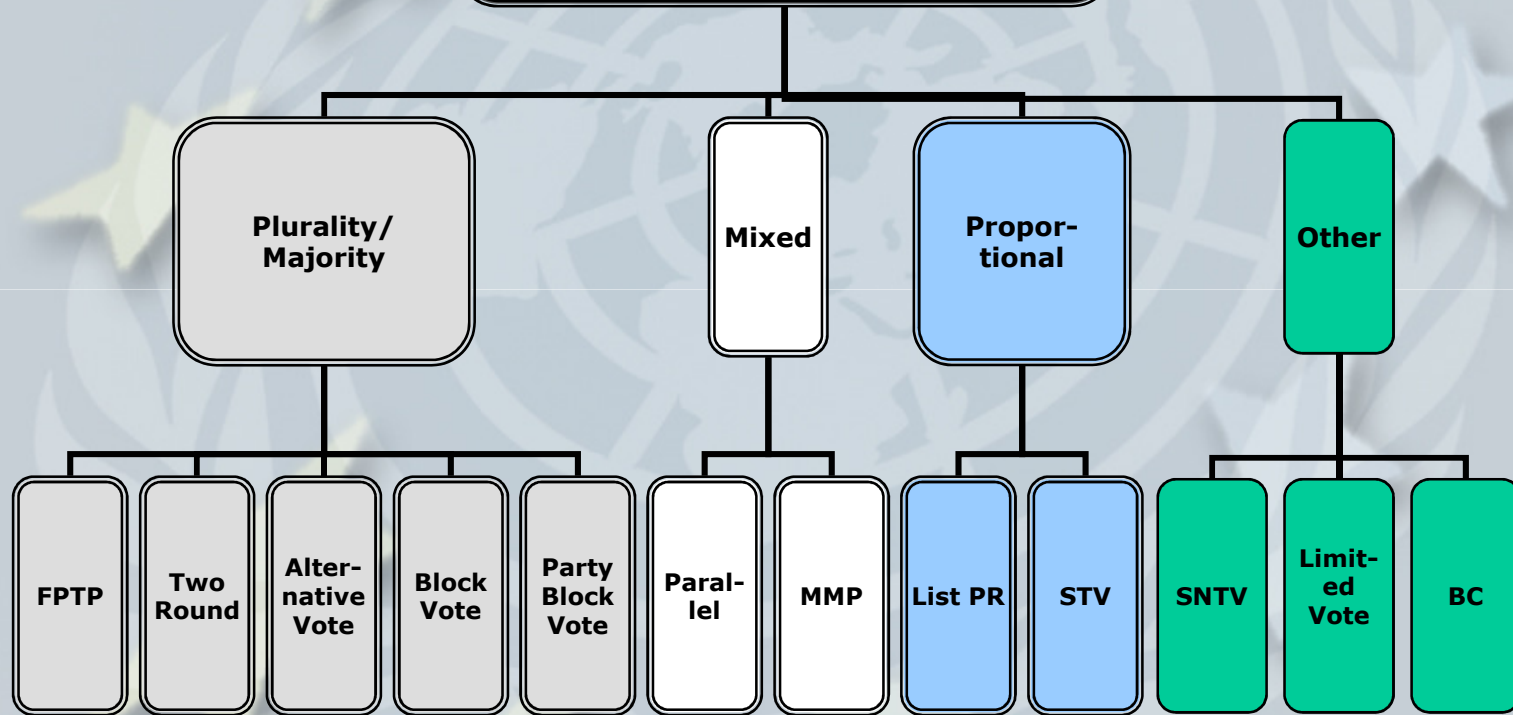
Canadian International Development Agency



Promoting Credible Elections and Democratic Governance in Africa

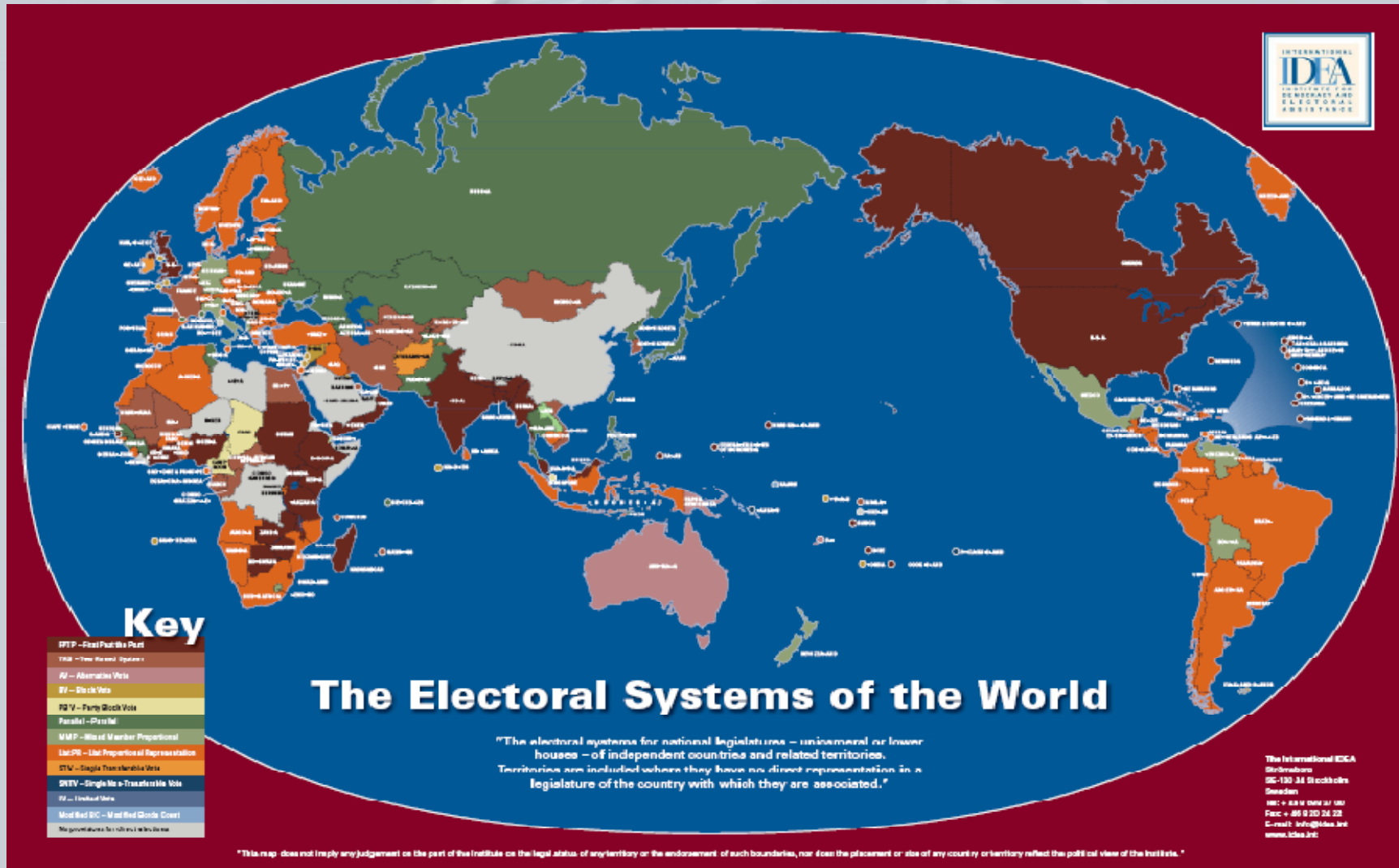


Electoral System Families





Electoral systems around the world





List PR

Seats: 6	
	Total (%)
Parties	
Happiness	288 (30%)
Love	198 (20,6%)
Joy	184 (19,2%)
Friendship	139 (14,5%)
Health	151 (15,7%)
Total votes	960 (100%)

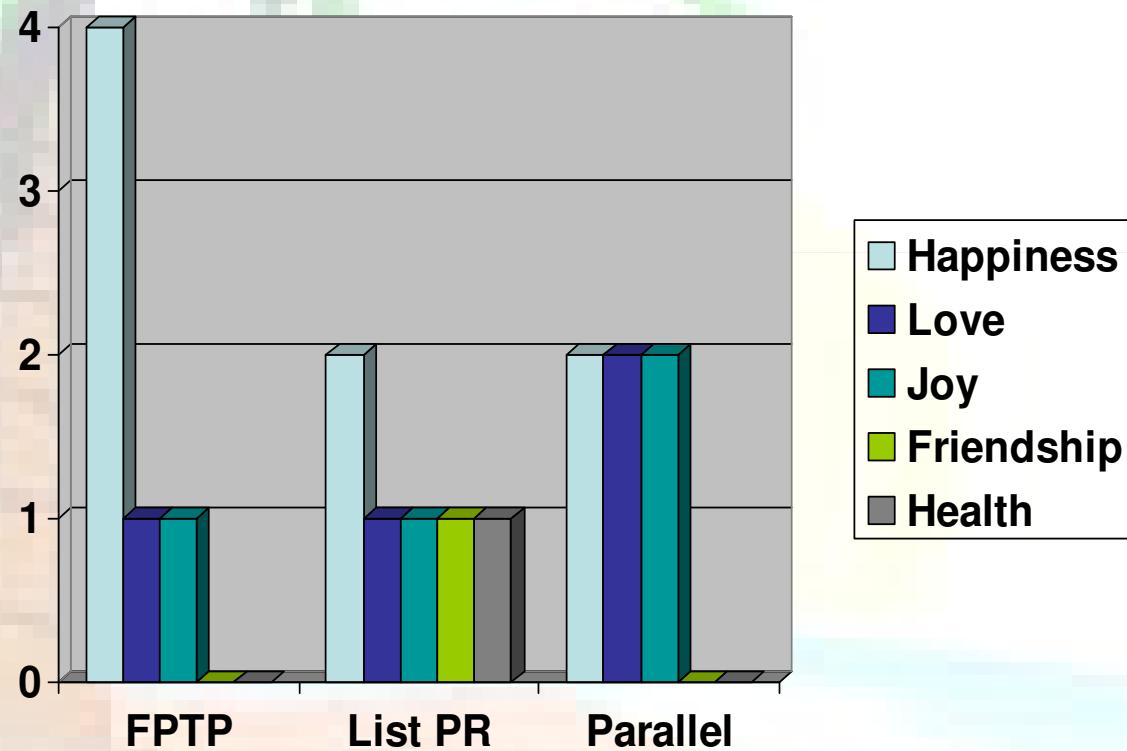
Parallel

	Seats			
	1	2	3	Total (%)
Parties	Votes per seat			
Happiness	140	75	73	288 (30%)
Love	30	138	30	198 (20,6%)
Joy	22	55	107	184 (19,2%)
Friendship	43	48	48	139 (14,5%)
Health	85	4	62	151 (15,7%)
Total votes	320	320	320	960 (100%)

Different systems – different results

Parties	Seats under the different electoral systems		
	FPTP	List PR	Parallel
Happiness	4	2	2
Love	1	1	2
Joy	1	1	2
Friendship	0	1	0
Health	0	1	0
Total seats	6	6	6

Different systems – different results





Providing Assistance on ESD

- ✓ Different electoral systems, different results!
- ✓ Electoral systems tend to be stable
- ✓ Political process informs the choice
- ✓ Do not choose ESD in isolation
- ✓ Start with the criteria
- ✓ Collaborate with stakeholders
- ✓ Don't feel bound by wholesale solutions
- ✓ Change the system early in the electoral cycle
- ✓ Make it sustainable





IDEA's Publications on ESD

